




Helsinki Card: How it works

Helsinki Card types

There are three types of Helsinki Card available:

	Card type	Public transport	Attractions & benefits Free and discounted
Helsinki Card	Digital card (QR-code) 	Not included	All included
Helsinki Card CITY	Physical card 	Zones AB	All included
Helsinki Card REGION	Physical card 	Zones ABC	All included

All Helsinki Card types are available both for adults (17+ years) and children (7-16 years).

Children under 0-6 years are free of charge on public transport and in many sights and attractions. Please check detailed information on age limits on the official web site of each sight and attraction.

Validity and activating your Helsinki Card

Your Helsinki Card is valid 24, 48 or 72 hours from the time of the first use.

Helsinki Card CITY and Helsinki Card REGION: Please write the time (day, month, and time) on the back of your Helsinki Card when you start using the Card.



Please note that all Helsinki Card CITY and Helsinki Card REGION must be used by December 31, 2025. The physical Helsinki Cards will not be valid starting from January 1, 2026.

Digital Helsinki Card is activated when the QR-code is scanned for the first time in an attraction.

Helsinki Card will not be exchanged or refunded if activated or lost.

You can only visit each free attraction included on the Helsinki Card once. Discounted entry attractions can be visited, and discount benefits can be used several times. You may use the City Sightseeing Hop On-Hop Off tour (May-Sep) as many times as you want if your Helsinki Card is valid.

Museums and attractions

Show your Helsinki Card to the ticket attendant or at the box office when entering a museum or attraction to obtain your benefit. In restaurants, show your Helsinki Card when you order.

Please note that the opening hours of the attractions included in the Helsinki Card may change according to seasons and they may have special opening hours during holidays. Please always check the current opening hours on the official web site of each sight and attraction.

Helsinki Card Frequently Asked Questions:

Read more at <https://www.helsinki.com/view/faq>

Helsinki Card Terms & Conditions:

Read more at <https://www.helsinkicard.com/view/terms-conditions>

HSL Public transport with Helsinki Card

Public transport with Helsinki Card City and Helsinki Card REGION:

- Helsinki Card CITY: public transportation included within the zones AB
- Helsinki Card REGION: public transportation included within the zones ABC
- Helsinki Card DIGITAL: the digital Helsinki Card does not include public transportation



Please see the [HSL website](https://www.hsl.fi/en) for the most up-to-date information on public transportation.



Always when boarding a public transport vehicle or entering the metro/Suomenlinna ferry, hold your Helsinki Card CITY or Helsinki Card REGION at the blue card reader until the reader beeps. You do not need to press any of the card reader buttons. The card reader is located inside buses, trains, and trams. In the metro and at the Suomenlinna ferry the reader is located at the entrance to the platform area. Your Helsinki Card must be valid when starting the journey.



Please note that the digital Helsinki Card does not include public transport.

Helsinki Practical Information

Important facts and useful tips to make the most of your stay in Helsinki: [Practical Information](https://www.helsinkicard.com/view/practical-information)



Please see

www.helsinkicard.com

For full information!